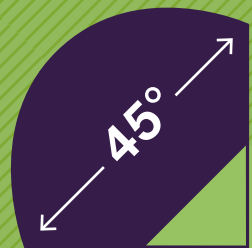


Why is ME Surgical Clipper your preferred product?

- Twistable head: safe operation of the Clippers in hard to reach areas of the body
- Efficient body hair removal in both wet and dry surfaces
- The right blade for the right type of clipping: a Universal blade and a Neuro blade
- Non-slip grip – no risk of injury from slipping
- Easy to use: insert and eject the disposable clipper blade
- Low noise level
- High efficiency and thorough shaving
- Easy to clean and disinfect
- A high performance during 150 min. of operating time
- Digital LED battery status level indicator



Ordering Information

REF	Order number	Product name	Units per Master Carton	Master Carton
SC004	MEM1112	Professional Clipper	24 x 1 unit (24 units)	6.2 KGS 0.037 CBM
SC010	MEM1113	Charging Station for Prof. Clipper (EU plug Type C)	24 x 1 unit (24 units)	6.2 KGS 0.037 CBM
SC010-U	MEM1121	Charging Station for Prof. Clipper (plug Type USB-A)	24 x 1 unit (24 units)	6.2 KGS 0.037 CBM
SC014	MEM1111	Professional Clipper (incl Charger Stand EU plug Type C)	12 x 1 unit (12 units)	6.2 KGS 0.037 CBM
SC002	MEM1003	Universal Clipper Blades	6 x 50 units (300 units)	4.0 KGS 0.022 CBM
SC003	MEM1004	Clipper Neuro Blades	6 x 25 units (150 units)	2.5 KGS 0.012 CBM
SC008	MEM1114	Clipper Precision Blades	6 x 25 units (150 units)	2.5 KGS 0.012 CBM

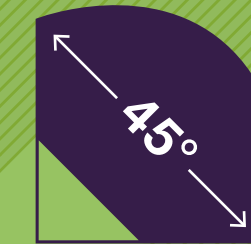
Contact

ME Medical Supplies Inc.
55 E 11th Street
New York 10003
NY, USA

ME Medical AG
via Valresa 52
6645 Brione sopra Minusio
Switzerland

info@memedical.com

New generation Surgical Clipper with advanced Li-ion battery technology!



Benefits of pre-operative hair removal

For Patients

- Minimal risk of micro-injuries, infection, skin irritations
- Low noise level
- Quick and simple procedure, particularly for children
- Eliminate painful cuts, particularly in the genital area
- Better adhesion of wound dressing materials

For Clinicians

- Efficient skin preparation for surgery: time saving, quick and easy
- Safe removal of body hair without cuts and skin lesions
- A clean and clear incision site, facilitating adhesion of dressings to the body
- Significant reduction in infection rates

ME Medical



ME Medical

Easy to use

Recommended procedure

1. Insert disposable shaving head

Remove the disposable shaving head from the pack. Install the new blade on the hair cutting head and slide the blade back until it snaps into place and all edges are flush.

2. Cutting Hair

Hold the handle of the surgical clipper like a pen, with the ME logo on top. Stretch the skin, put the shaving head flat on the skin and run the clipper against the direction of hair growth.

3. Remove the blade

Turn off the surgical clipper. Hold it with the blade pointing down over a waste container and push the blade with your thumb off the clipper.

4. Clean the handle of the surgical clipper

Wash the handle of the surgical clippers with water, dry it. Clean the surgical clipper with a surface disinfectant or disinfectant towel.


5. Loading and storing

Set the surgical clipper upright in the charger, so that the surgical clipper will be charged for the next use.

ME Medical™ Surgical Clipper


Battery charger

- Easily mounted on the wall



Universal blade

- The Universal blade is designed for most hair and cutting needs



Neuro blade

- The Neuro blade is designed for coarse or dense hair in areas such as scalp or chest

World's First Surgical Clipper with twistable shaving head

- The shaving head can be turned at a 45 degree angle to the left and to the right
- This allows safe operation of the clippers in difficult areas of the body (i.e. in the genital area)
- Universal razor blade for all areas of the body



Digital LED battery indicator

- Knowing the exact battery charge level at all times.

Protection against cuts

- The design of the disposable blade prevents contact of the blade with the skin
- This avoids painful cuts and skin lesions



Precision blade

- The Precision blade is a narrow blade designed for sensitive areas of the body such as the genital area.

Easy insertion and ejection of the blade

- The single blade can easily be inserted with two fingers on the shaving head
- Easy ejection of the disposable blade with a push of the thumb.

Safe to use

- The guide strip to the skin-side of the single blade ensure a smooth sliding on the skin

Technical information

- ☑ Ergonomic design with unique twistable shaving head
- ☑ Three types of disposable blades are available, based on shaving needs: Universal blade, Neuro blade and Precision blade
- ☑ Superior cutting performance for all types of hair
- ☑ Non-slip rubber handle for safe operation
- ☑ Rechargeable lithium battery
- ☑ Battery operating time of 150 minutes
- ☑ Digital LED battery status indicator
- ☑ Battery overcharge protection
- ☑ Waterproof according IPX-7 standard
- ☑ Rinsing and cleaning with disinfectant
- ☑ Warranty 2 years